



THE DUKE'S

ST ANDREWS



## The Duke's St. Andrews

With a spectacular setting above St Andrews, the championship course at The Duke's gives magnificent panoramic views over the surrounding countryside to the sea.

The Duke's is highly regarded as one of the finest heathland championship courses in the British Isles and a must-play course for any golfer. The only St. Andrews heathland experience at the home of golf.





## Old Course Hotel

Bordering the renowned 17th Road Hole of the Old Course, the Old Course Hotel overlooks the famous links courses, the West Sands Beach and the beautiful Scottish coastline.

Recognised as one of Europe's leading resorts, this AA Five Star-awarded hotel has 175 rooms, including 31 suites, and delights guests with quietly confident service, luxurious facilities and a warm welcome. The Old Course Hotel features a combination of classically elegant and contemporary interiors, and French designer Jacques Garcia designed many of the hotel's suites. While the hotel wasn't actually built until 1968, most visitors are amazed at how it blends seamlessly into the landscape and surrounding architecture of the town.

Guests may enjoy the historic university town of St Andrews, just a short stroll from the resort, and explore the surrounding countryside of the ancient Kingdom of Fife.

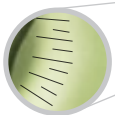


# USE THE HORIZON VIEW PHOTOS TO IDENTIFY YOUR IDEAL DRIVING LINE AND MAKE SHOTS WITH CONFIDENCE AND CERTAINTY.

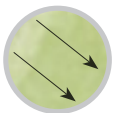
All distances are measured in **YARDS** to the **CENTRE** of the green.



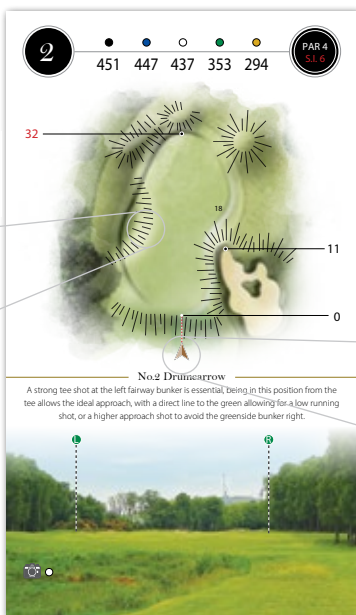
All measurements on and around the green are taken from a point perpendicular to the white dot 'o'




'Eyelashes' Indicate key slopes and falls on and around the green



Arrows show the general falls on and around the green



RED figures indicate depth of green from front edge 'o'



Ideal approach line into green

67 ---

Black numbers are measured to the CENTRE of green

293
289
279
194
136

Driving Distances indicate the distance from each tee position to a certain point on the hole

275
L 271
& = 261
R 176
115

L & R Indicate the left and right side of the fairway at the given distance from each tee position



Compass Point



Physical marker discs marked at 100, 150, 200 & 250 yards to the CENTRE of green



Next Tee Arrow

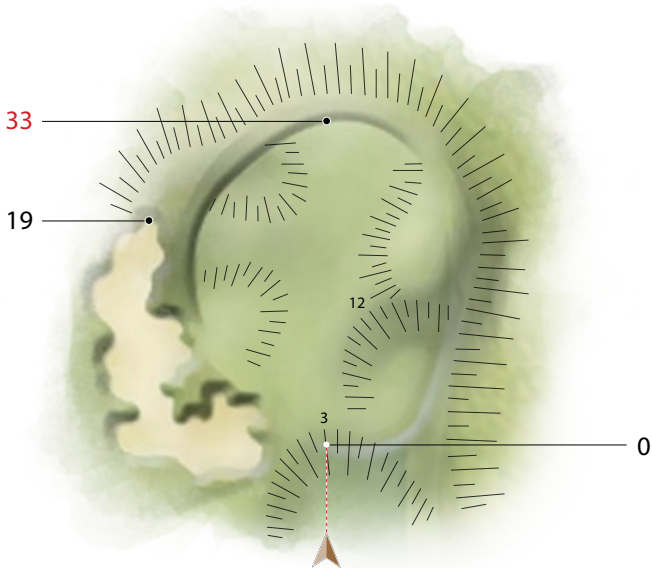


Indicates which tee the photo was taken

1

● 528 ● 499 ○ 479 ● 473 ● 416

PAR 5  
S.I. 10



### No.1 Highland

From the tee, the fairway bunker on the left side of the fairway is the best line, providing a great angle to lay up on the right side which opens up the approach to the green. The approach is well protected by bunker complexes short right and greenside left.





- 528 ● 5
- 499 ● 5
- 479 ○ 5
- 473 ● 5
- 416 ● 5

2

●  
451


●  
447

○  
437

●  
353

●  
294

PAR 4  
S.I. 6



### No. 2 Drumcarrow

A strong tee shot at the left fairway bunker is essential, being in this position from the tee allows the ideal approach, with a direct line to the green allowing for a low running shot, or a higher approach shot to avoid the greenside bunker right.







67

59

88

109

136

163

- 293
- 289
- 279
- 194
- 136

- 336
- 332
- 322
- 237
- 179

L	275
& =	271
R	261
	176
	118



# 2

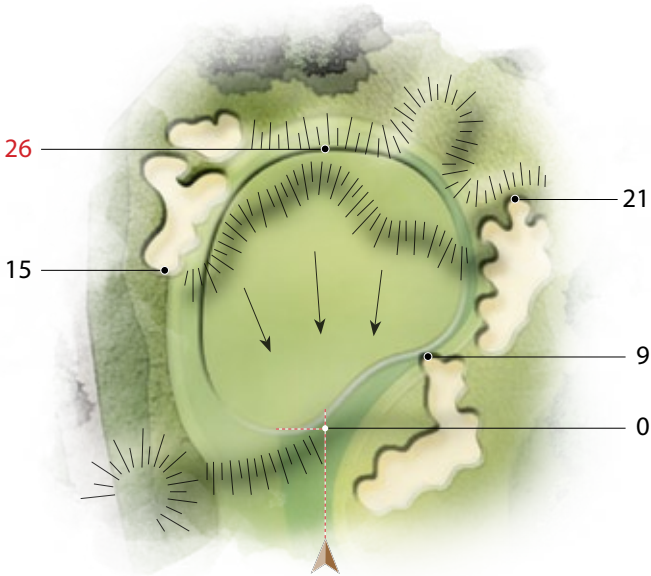
- 451 ● 4
- 447 ● 4
- 437 ○ 4
- 353 ● 4
- 294 ● 4



3

● 171 ● 159 ○ 152 ● 146 ● 129

PAR 3  
S.I. 18



### No.3 Denhead

Be aware of the crosswinds overhead, this green is well guarded with sand, anything long or short, will require a very delicate recovery. Proper club selection is vital on this visually intimidating par three.

Left Edge of Green

Right Edge of Green





26

- 158
- 146
- 139
- 133
- 116



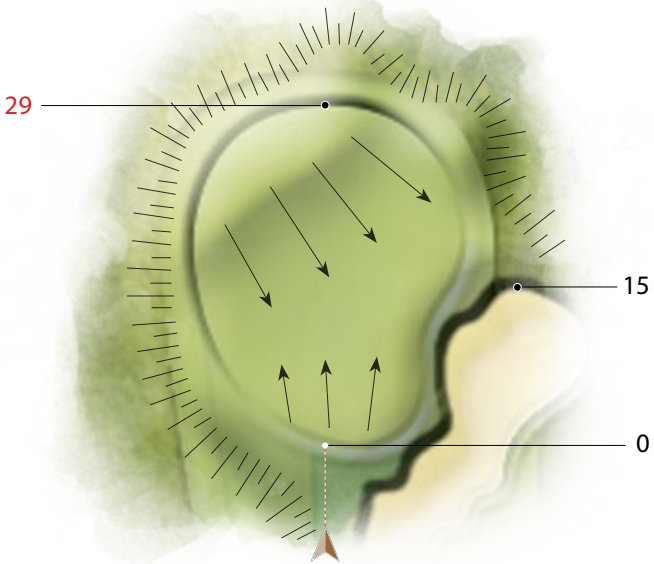
3

- 171 ● 3
- 159 ● 3
- 152 ○ 3
- 146 ● 3
- 129 ● 3

4

● 433 ● 401 ○ 375 ● 347 ● 318

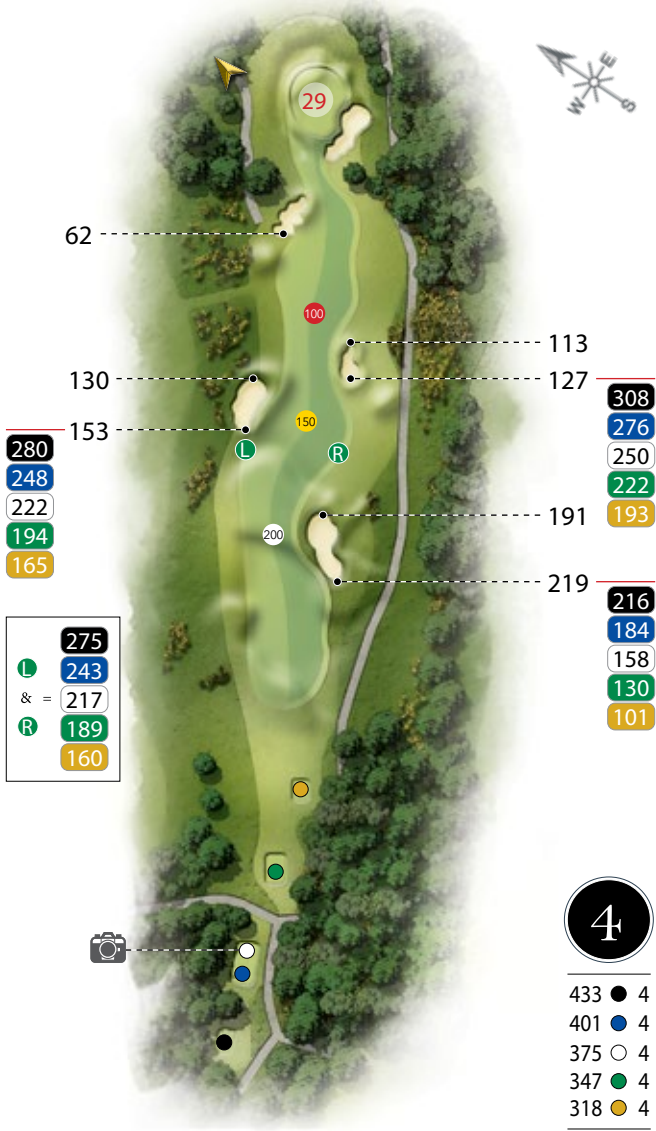
PAR 4  
S.I. 14



### No.4 Roundel

A well placed tee shot between the fairway bunkers leaves a direct approach to this green. Anything off centre brings the greenside trees into play. The sand bunker short left is to be avoided at all costs as recovery will demand a long, blind explosion to reach the green.





62

29

100

150

L

R

200

130

153

280

248

222

194

165

113

127

308

276

250

222

193

191

219

216

184

158

130

101

275

243

& =

189

160

4

433 ● 4

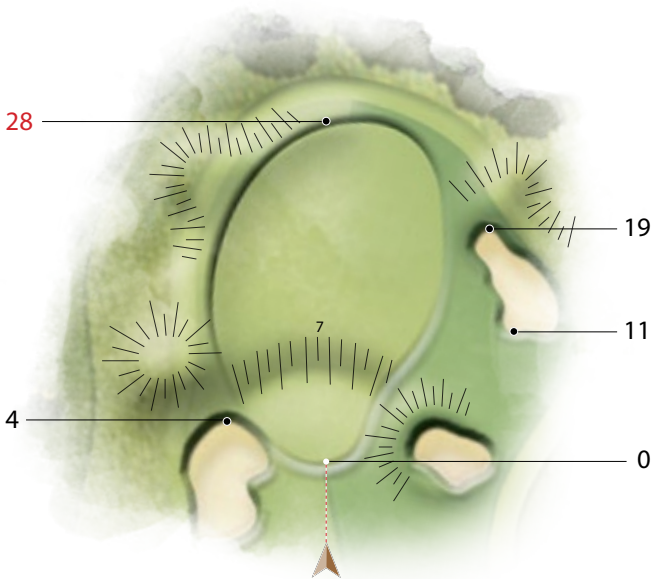
401 ● 4

375 ○ 4

347 ● 4

318 ● 4





No.5 Beeches

The illusion of a narrow fairway is a strong feature of this terrific par 4. There is plenty of landing area to the right side of the left fairway bunker, leaving a relatively short approach into the green. The green itself is far deeper than it would first seem and is well protected by sand.







28

56

Drain

59

76

74

88

L

R

101

280

249

234

205

183

115

100

120

263

232

217

188

166

233

202

187

158

136

135

150

200

198

275

244

L

& =

229

R

200

178

171

140

125



5

374 ● 4

343 ● 4

328 ○ 4

299 ● 4

277 ● 4

6



596



567



525

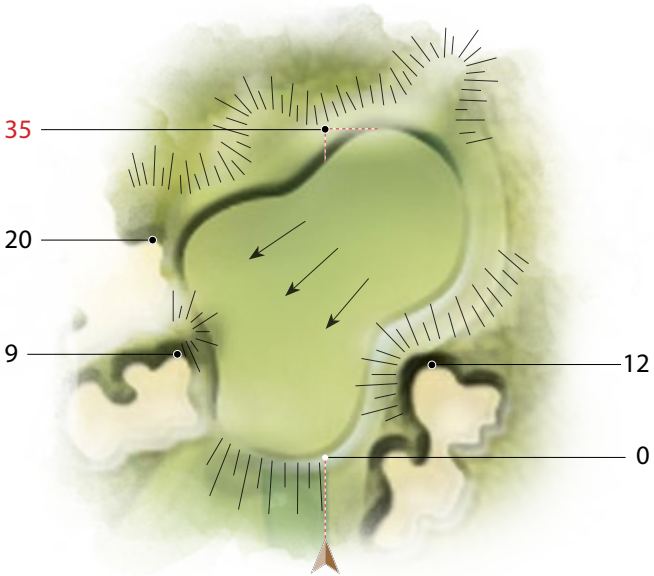


489




406

PAR 5  
S.I. 4



### No.6 Badgers

The views to the west and north can be distracting. From these elevated tees a well placed downhill tee shot must be right of centre on this right to left sloping fairway. The second half of this fairway and green are both heavily guarded by bunkers, the three shot option on this hole is the wise plan to set up a birdie attempt.







35

45

69

91

100

150

121  
Gorse

161

200

196  
Gorse

208

388

359

317

281

198

325

296

254

218

135

242

260

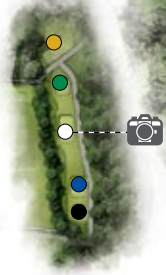
250

L

R

6

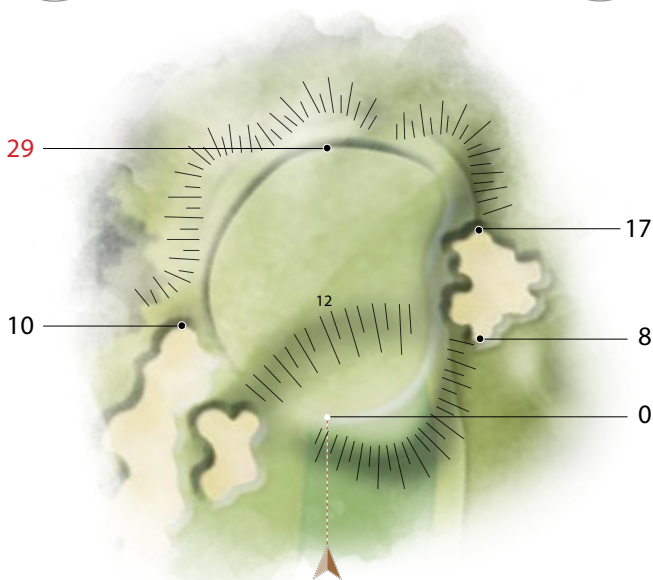
- 596 ● 5
- 567 ● 5
- 525 ○ 5
- 489 ● 5
- 406 ● 5



7

513 470 435 406 337

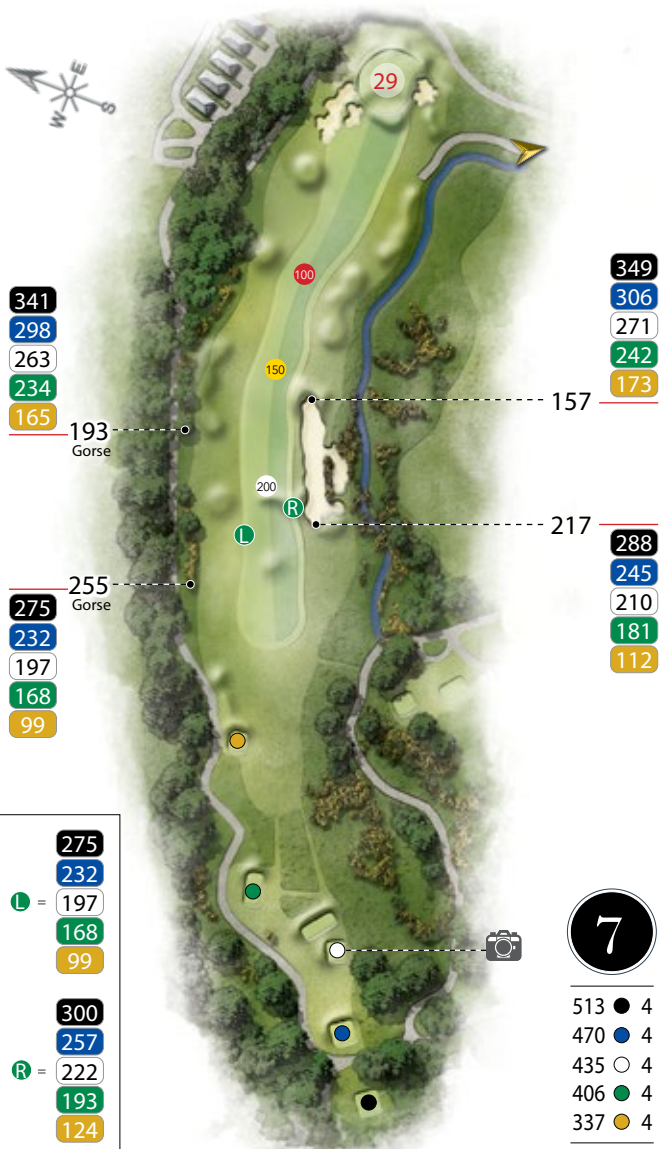
PAR 4  
S.I. 8



### No.7 Denbrae

A fantastic par 4 with spectacular views, while playing from the elevated tees allows you to see the complete hole. An aggressive line just to the left of the large double sided fairway bunker on the right puts you in to the perfect position to approach the green. A low run-up approach often rewards you by helping get the ball to the hole.





- 341
- 298
- 263
- 234
- 165

193  
Gorse

- 275
- 232
- 197
- 168
- 99

255  
Gorse

- 349
- 306
- 271
- 242
- 173

157

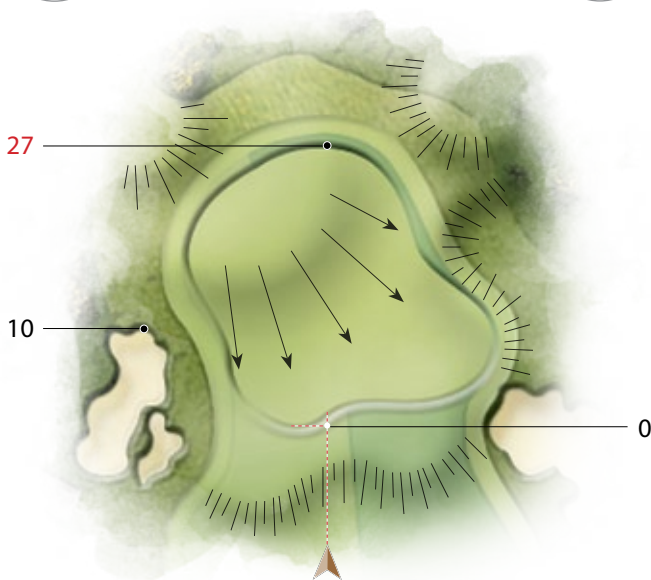
- 288
- 245
- 210
- 181
- 112

217

- L = 275
- 232
- 197
- 168
- 99
- R = 300
- 257
- 222
- 193
- 124

7

- 513 ● 4
- 470 ● 4
- 435 ○ 4
- 406 ● 4
- 337 ● 4



### No.8 Fair Dunt

Aptly named as a strong stroke is required to reach this testing up-hill par 3. Best advice here is to take at least one club more than the yardage. Leaving yourself an uphill putt is vitally important as anything long or to the sides leaves you with a very delicate shot.

Left Edge of Green

Right Edge of Green





27

236

180

161

138

107



8

250 ● 3

194 ● 3

175 ○ 3

152 ● 3

121 ● 3

9



417



396



374

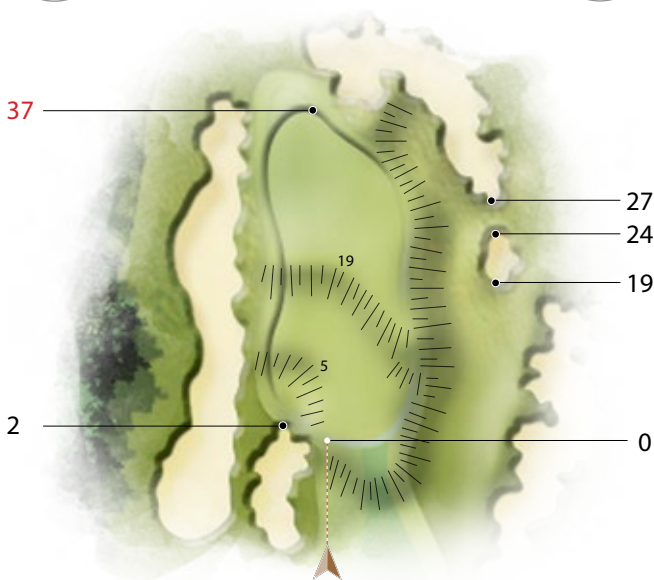


351




283

PAR 4  
S.I. 2



### No.9 Craigtoun

The right side of centre should be favoured from the tee, as the fairway slopes to the left allowing you a flat lie to face your approach to this well guarded and elevated green. Accurate approaches are vitally important as severe side swales will leave a very tricky recovery to the narrow green.







71 ----- 75

110 ----- 265  
118 ----- 244

222

199

131

L 150 R 149

180

234

213

191

168

100

	275
L	254
& =	232
R	209
	141



9

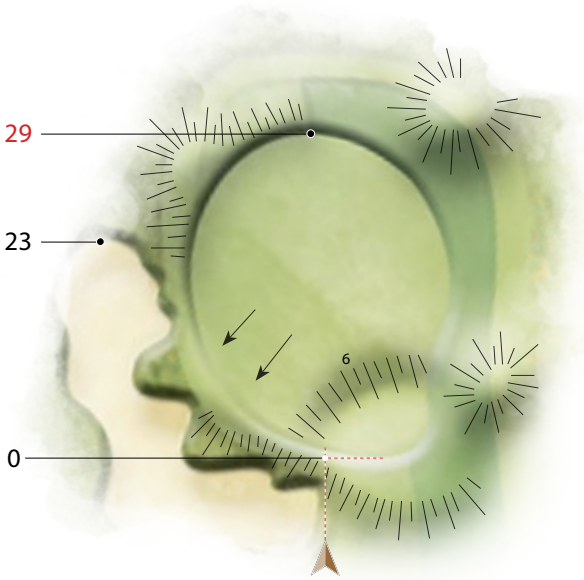
417 ● 4

396 ● 4

374 ○ 4

351 ● 4

283 ● 4



No.10 Burn Brig

A conservative length tee shot with a line to the left edge on the distant bunker from the tee is perfect on this sharp dogleg left par 4. Aggressive long tee shots will end up dangerously close to a burn that is not visible from the tee while the fairway slopes toward the water hazard. Approach this elevated green from the right to avoid a deep greenside bunker left.







93  
Mound

136  
End of Fairway

- 299
- 277
- 251
- 220
- 150

- |     |     |
|-----|-----|
|     | 275 |
| L   | 253 |
| & = | 227 |
| R   | 196 |
|     | 126 |

190

- 271
- 249
- 223
- 192
- 122



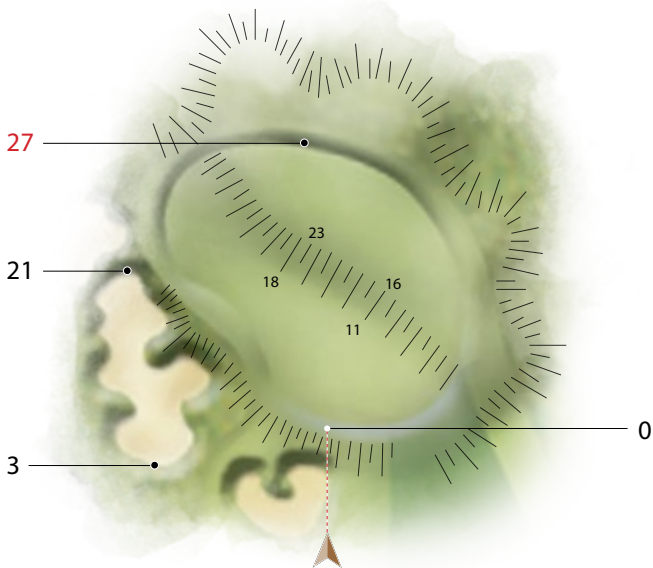
10

- 448 ● 4
- 426 ● 4
- 400 ○ 4
- 369 ● 4
- 299 ● 4

11

640 613 552 501 435

PAR 5  
S.I. 1



### No. 11 Winthank

This long par 5 is well bunkered on the left from the tee. Anything to the right of the first bunker complex will leave you a simple lay up short of the somewhat hidden burn guarding the front of the greens approach. The wise play short of the burn is rewarded with a short approach to this two tiered green protected by sand greenside left.





27

100

150

200

250

135

168

214

227

330

303

302

242

275

191

214

143

163

115

297

326

363

377

275

L

248

& =

187

R

136

88

11

- 640 ● 5
- 613 ● 5
- 552 ○ 5
- 501 ● 5
- 453 ● 5




249

222

161

110

62



No.12 Double Dyke

This uphill par 3 demands proper club selection to a slightly elevated green with a false front. The sand bunkers short centre creates an illusion that the green is closer than it is.

Left Edge of Green

Right Edge of Green





36

206

191

171

122

113

12

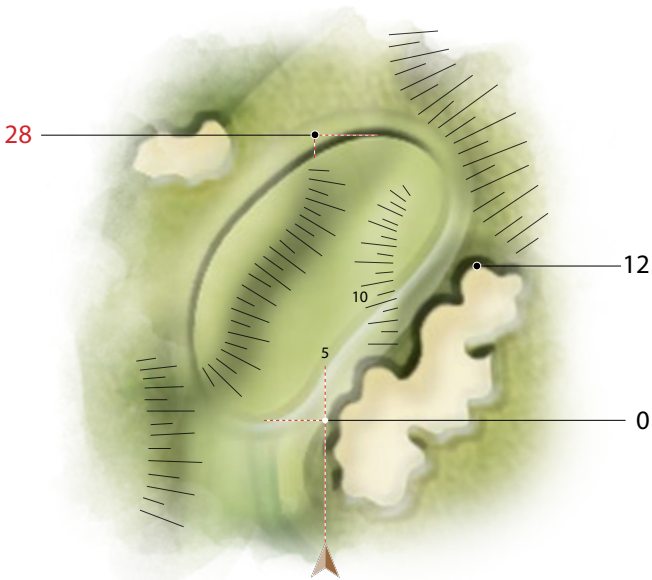
224 ● 3

209 ● 3

189 ○ 3

140 ● 3

131 ● 3



No.13 Braw View

Fantastic views to the north and the town of St Andrews will take your mind off the accurate tee shot necessary to set up for the best approach. Beware of the downward sloping fairway to the right of the green, this green is best approached from the left side, a brave shot over the left bunker will be rewarded from the tee.







318

299

280

257

232

79

290

271

252

229

204

106

275

L 256

& = 237

R 214

189

28

100

150

200

299

280

261

238

213

94

266

247

228

205

180

126

183

208

189

170

147

122



13

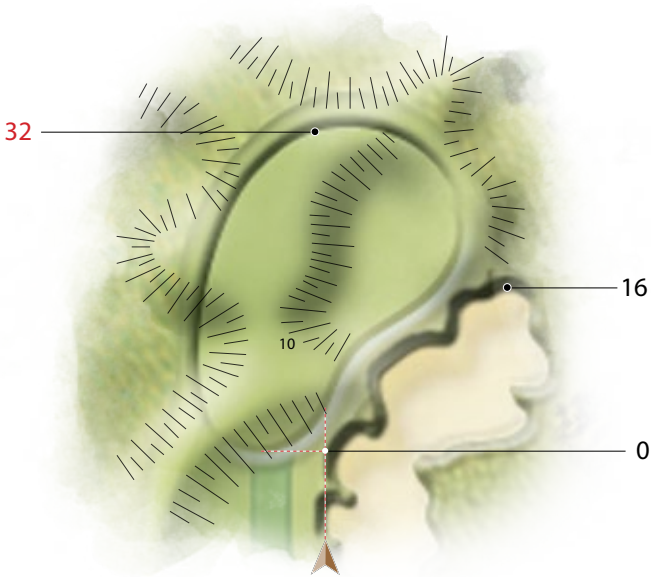
424 ● 4

405 ● 4

386 ○ 4

363 ● 4

338 ● 4

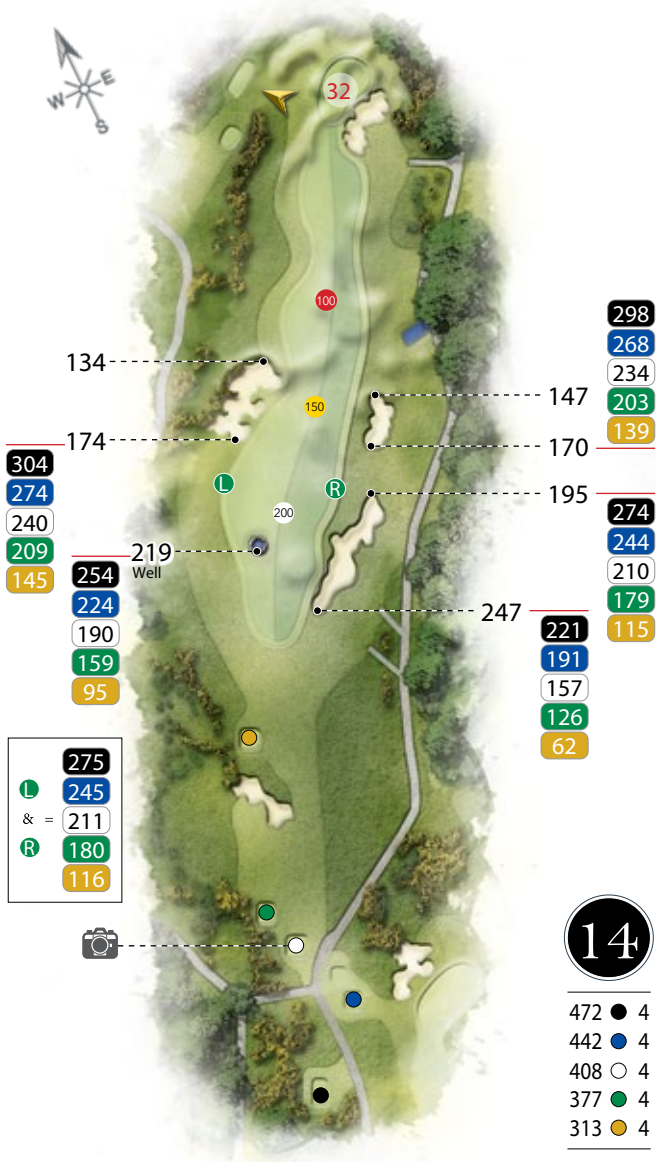


No. 14 Well

More wonderful views to the north to distract you, a bold tee shot to the left side of the fairway will create an easier approach to this front to back sloping green. Beware of the rear sloping run offs, anything left of the green will create a very tricky recovery.







134

174

304

274

240

209

145

254

224

190

159

95

219

Well

200

150

32

100

147

170

195

247

298

268

234

203

139

274

244

210

179

115

221

191

157

126

62

275

L

245

& =

211

R

180

116

14

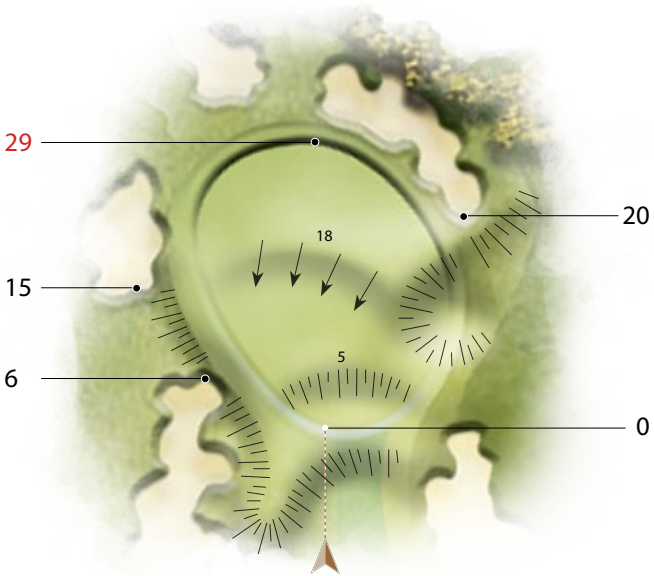
472 ● 4

442 ● 4

408 ○ 4

377 ● 4

313 ● 4



No.15 Steading

A long tee shot to the right of the fairway is preferred, avoiding fairway sand bunkers along the left side. This will allow you to view this elevated green for your approach which is heavily guarded by sand bunkers on all sides. An extra club selection on the approach is recommended.





299

269

239

218

161

128

138

183  
Path

249

219

189

168

111

232

201

171

141

120

63

275

L

245

& = 215

R

194

137

15

453 ● 4

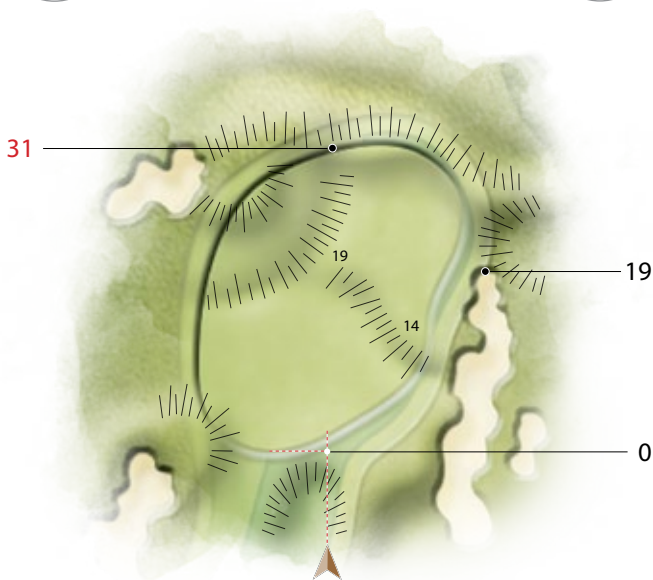
423 ● 4

393 ○ 4

372 ● 4

315 ● 4





No.16 Melville

This testing par 3 normally plays cross wind and an approach to the green from the left side is preferred allowing an excellent opportunity to putt for birdie. Sand and deep swales guard this green against errant tee shots.

Left Edge of Green

Right Edge of Green





31

215

197

172

147

122



16

231 ● 3

213 ● 3

188 ○ 3

163 ● 3

138 ● 3

17



429



409



386

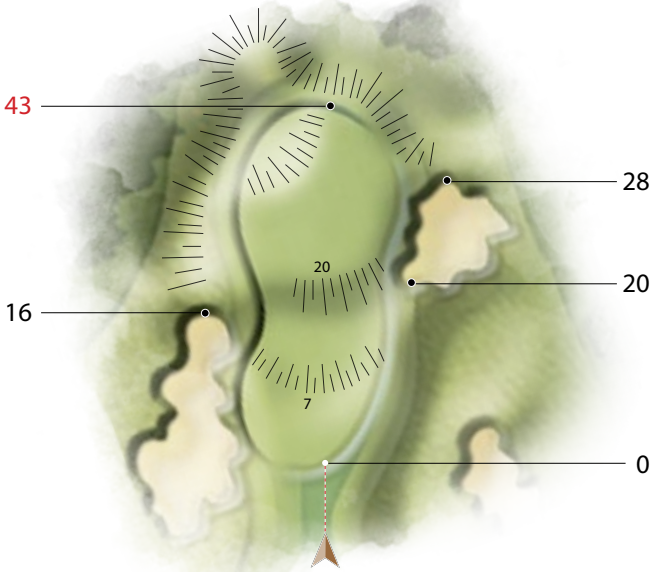


362




338

PAR 4  
S.I. 7



### No. 17 Strath

Be bold with the tee shot anywhere between the large Oak trees is best and your approach will allow an aggressive line to the green. There are wetlands right and long grasses left to guard the landing areas. This green is long and narrow and demands accuracy from a low running, or higher approach.







60  
Medium Tree

64

43

100

159  
Medium Tree

L

150

R

136

282

262

239

215

191

283

263

240

216

192

200

210

211

191

168

144

120

L

275

255

& =

232

R

208

184

17



429 ● 4

409 ● 4

386 ○ 4

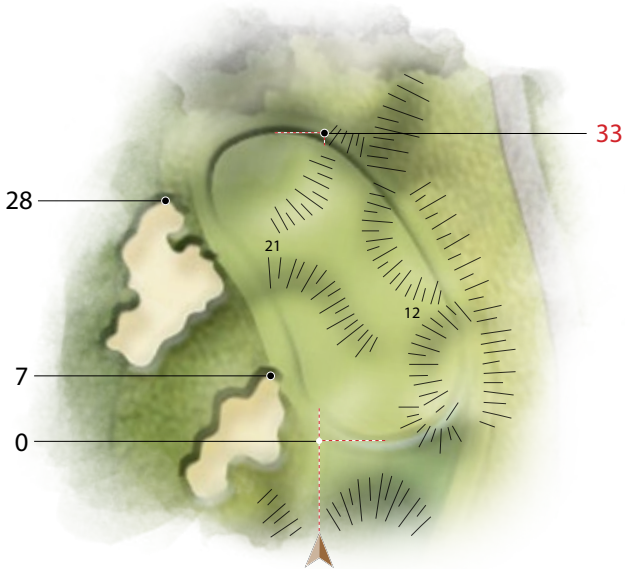
362 ● 4

338 ● 4

18


● 458 ● 386 ○ 368 ● 364 ● 310

PAR 4  
S.I. 9



### No. 18 Ice House

A challenging uphill par 4, Ice House demands an accurate tee shot left of the fairway bunker on the right. The green is quite elevated and demands an extra club on the approach. The green is guarded by deep sand bunkers left and a sharp drop-off right. Putts from the centre or right side will definitely break toward the north while a view of St Andrews may take your mind away from the task at hand.







33

59

Medium Tree

72

100

103

126

282

210

192

188

134

161

First Tree in Group

L

R

200

244

172

154

150

96

202

Medium Tree

221

226

240

263

275

L

203

& =

185

R

181

127

237

227

155

137

133

79



18

458 ● 4

386 ● 4

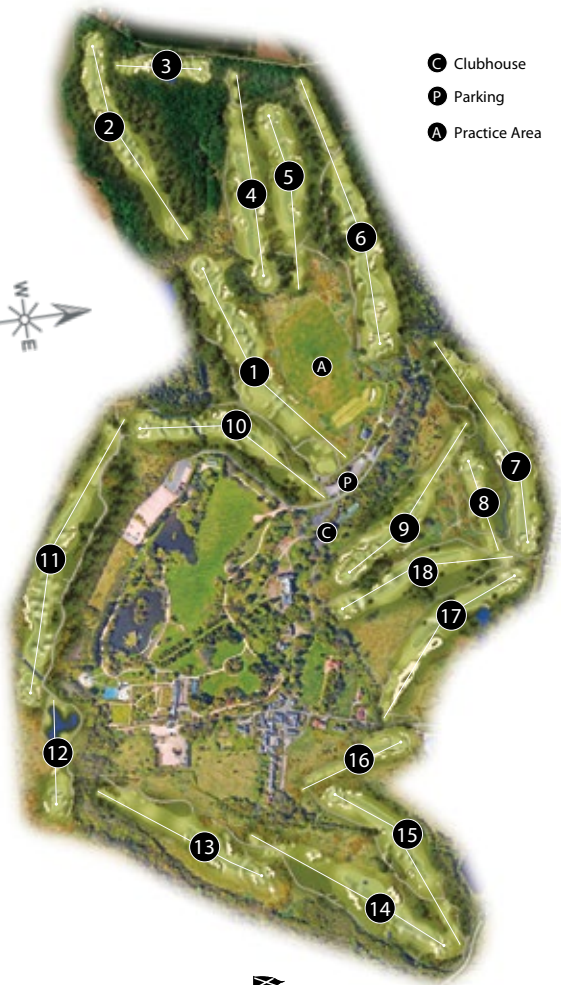
368 ○ 4

364 ● 4

310 ● 4

# Course Map

- C** Clubhouse
- P** Parking
- A** Practice Area



# Scorecard

Hole	Black	Blue	White	Green	Gold	Par	Stroke Index	Score
1	528	499	479	473	416	5	10	
2	451	447	437	353	294	4	6	
3	171	159	152	146	129	3	18	
4	433	401	375	347	318	4	14	
5	374	343	328	299	277	4	12	
6	596	567	525	489	406	5	4	
7	513	470	435	406	337	4	8	
8	250	194	175	152	121	3	16	
9	417	396	374	351	283	4	2	
OUT	3733	3476	3280	3016	2581	36		
10	448	426	400	369	299	4	5	
11	640	613	552	501	453	5	1	
12	224	209	189	140	131	3	17	
13	424	405	386	363	338	4	11	
14	472	442	408	377	313	4	13	
15	453	423	393	372	315	4	3	
16	231	213	188	163	138	3	15	
17	429	409	386	362	338	4	7	
18	458	386	368	364	310	4	9	
IN	3779	3526	3270	3011	2635	35		
OUT	3733	3476	3280	3016	2581	36		
TOTAL	7512	7002	6550	6027	5216	71		

*All measurements are in yards. Refer to the scorecard for local rules.*



The Duke's  
St. Andrews  
Fife  
KY16 8NX  
United Kingdom  
[www.oldcoursehotel.co.uk](http://www.oldcoursehotel.co.uk)